

Technical Specifications Theatre



Last two photos: Wide Angle Video & Photography

The Theatre at the Canadian Museum of History is a 503 seat auditorium, equipped with state-of-the-art sound, lighting and video equipment, ideal for performing arts shows and events of all kinds, such as concerts, conferences and seminars.

**The information in this document is subject to change without notice.*

Venue Description

Maximum capacity

- 503 – reduced capacity by 14 seats max if the sound console is placed in the audience
- 10 extra spaces for the mobility impaired, 5 per side
- 16 removable seats in the last row of the center section (row 'O')

Control Booth (sound, lighting and video)

- The control booth is located at Front of house, facing the stage at a distance of 17.68m (58')
- Not accessible to individuals requiring assistive mobility devices.
- The booth has a direct opening on the house, and is not equipped with a window that could isolate it from the hall.
- **Sound control options in the house – seat removal required**
 - Position in the center of the audience, between rows **K** and **L**, approx. 10.67 m (35') from the front edge of the stage. **12 to 14 seats to be removed.**
 - Position in the center of the last row (O), approx. 13.7 m (45') from the front edge of the stage. Accessible to individuals requiring assistive mobility devices. **6 to 8 seats to be removed.**

Access to stage for people using a mobility device

- There is an access ramp on the stage-left side of the Theatre, from the lobby.
- No access to the stage from the dressing rooms located on the lower level.

Service for people with a hearing impairment

- The venue broadcasts a continuous signal on FM frequencies.

Access to internet

- The building is equipped with a public continuous WIFI signal.
- A private WIFI network is available.
- It is also possible to install a wired connexion upon prior request.

Green Room, Dressing Rooms and Wardrobe

- Located on the lower level, under the stage
- 2 dressing rooms for 4 people // 1 dressing room for 8 people // 1 dressing room for 12 people, all equipped with mirrors, lockers, showers and toilets.
- The Green Room (Artist's lounge) can accommodate 15 people, and is equipped with a sink, refrigerator and microwave, as well as a screen showing real-time activities taking place on stage.
- The laundry room is equipped with a washer/dryer, as well as an iron and ironing board.

Flexible workspaces - on the 2nd level, overlooking the auditorium

- 6 windowed rooms equipped with tables and chairs, which can be used for simultaneous interpretation, observation or other purposes.
- Not accessible to people requiring the assistance of a mobility device
- Various dimensions (depth x width), please refer to the plan in annex for their location.
 - Room A: 11' x 7'5"
 - Room B: 9'4" x 15'6"
 - Room C: 9'9" x 10'
 - Room D: 9'9" x 9'9"
 - Room E: 5'8" x 17'3"
 - Room F: 9'9" x 6'3"

Stage

- Surface: Three-layer basket weave sprung wooden floor, covered with "black battleship" linoleum.
- Stage opening: Width: 15.8m (51'), Height: 6.3m (20')

Dimensions:

- From main curtain to the front edge of the apron: 5m (16' 4 7/8")
- From main curtain to upstage wall: 8.7m (28')
- From front edge of the apron to projection screen: 7.214m (23'8")
- From centre stage to stage right and stage left walls: 12.30m (40')
- Height of right and left wings: 8.77m (28')
- Free height under suspended booms : 2.5m (8'3")
- Height from stage floor to grid: 15.65m (51')
- Distance between front edge of the apron and the projection booth: 18m (58')
- Height from stage floor to mezzanine floor: 3.48m (12')
- Distance from projection booth to screen: 23.16m (76')
- NOTE: Recommended usable stage area: 12.19 m (40') width by 9.14 m (30') depth, using the apron. This allows a backstage access of about 1m (40") in width, depending on required storage capacity.

Dance Floor:

- **Vinyl Rosco Dance Floor**, covers from the back to the edge of the apron approx. 8m D x 12.31m W (26' x 40')

Loading Dock – at stage height

- Accessible by a **5 ton vehicle or less** —backstage left
- No hydraulic platform
- Width: 3m (9' 9")
- Dock Height: 1.21m (4')
- Trailer must not exceed 4.1m height (13' 5 7/16")
- Door measurements:
 - Exterior (garage door)—width: 3m (9' 9"); height: 3m (9' 9")
 - Interior (double doors)—width: 2 m (6' 6"); height: 2.05 m (6' 8")

Soft goods and line sets

Main Curtain

- Velour, 225% fullness
- Motorized Greek style opening (lateral), with variable speed control from stage

Legs (2 pairs)

- Black flat velour
- Pipe #3: 8.53 m H x 4.13 m W (28' H x 7' W)
- Pipe #8: 8.53 m H x 2.43m W (28' H x 8' W)

Borders (x3)

- Black flat velour
- Pipe #1: 2.77 m H x 15.24m W (9' H x 50' W)
- Pipe #3: 2.77 m H x 18.46m W (9' H x 60' W)
- Pipe #8: 2.77 m H x 15.38m W (9' H x 50' W)

Backdrops (x3)

- Mid-stage: Hydraulic Pipe #3 - Black flat velour on track
- Upstage Straight backdrop: Fixed Pipe #D – Black Velour on track – fullness:200%
- Upstage Curved backdrop: Fixed Pipe #E – Black Velour on track – fullness:200%
- Manual operation from upstage right
- 2 sections each: 7.85m H x 8 m W (25' H x 26' W)

Cyclorama

- Rosco grey, rear lit — 6.77m H x 11.38m W (22' H x 37' W)

Scrim – Available upon prior request

- Rosco "Sharktooth scrim", black
- 6.77m H x 11.69m W (22' H x 38' W)

Line sets

NAME	Description	Control type	Height		Distance from downstage edge	
A	Bridge	Electric			3.47m	12'-5"
B	Fire Curtain - guillotine	Manual / automatic			4.80m	15'-9"
C	Main curtain, on track	Electric			5.00m	16'-5"
1	Border	Hydraulic (D)	7.32m	24'	5.40m	17'-8"
2	Electric #1	Hydraulic (T)	7.13m	23'5"	5.60m	18'-5"
3	Legs #1 + Border	Hydraulic (D)	8.31m	27'3"	6.10m	20'
4	Empty	Hydraulic (D)	-	-	6.40m	21'
5	Electric #2	Hydraulic (D)	6.69m	21'11"	6.80m	22'-5"
6	Mid-Stage drop	Hydraulic (T)	7.70m	25'3"	7.10m	23'-3"
7	Screen	Hydraulic (T)	7.27m	23'10"	7.30m	24'
8	Legs #2 + Border	Hydraulic (D)	8.39m	27'6"	7.70m	25'-3"
9	Empty	Hydraulic (D)	-	-	8.00m	26'-3"
10	Electric #3	Hydraulic (D)	6.77m	22'2"	8.63m	28'-5"
11	Empty	Hydraulic (T)	-	-	8.89m	29'-2"
12	Border	Hydraulic (D)	8.48m	27'10"	9.10m	29'-10"
D	Straight backdrop, traveller	Manual			9.30m	30'-6"
13	Straight Cyclorama	Hydraulic (D)	6.60m	21'8"	9.70m	31'-1"
E	Curved backdrop, traveller	Manual			10.70m	35'-1"
F	Curved Cyclorama	Manual			10.90m	35'-9"

- Total: 13 hydraulic, 1 electrical, 3 manual* (**D**) = **double-purchase** (**T**) = **triple-purchase**
- Maximum load for hydraulic battens: **Double = 567kg (1,250lbs)** **Triple = 1,134kg (2,500lbs)**
- Variable-speed "**Gala**" electrical control for all hydraulic battens (stage-right wing)
- Manual winch of the curved batten for the cyclorama (upstage left).

Battens

- Length varies between 10.97m (36') at apron, and 16.76m (55') upstage.
- 2 m (6') extensions for battens for borders and legs.
- Diameter of battens: 5cm (2")

Maximum batten height

- 15.65m (51') and 8.77m (28') — with extensions

Auxiliary power supply

- 3-phase 400A 120/208V power supply at the centre of the backstage wall (Camlock connectors available) – In use -To be discussed with production coordinator
- 3-phase 200A 120/208V power supply at stage right (Posi-Lock connectors)
- Single phase 50A 120V power supply at stage right (Appleton connector)

Technical Equipment

The theatre is fitted with state-of-the-art permanent technical equipment. We also have a wide variety of portable equipment shared with our other venues, which can be used depending on availability. Please inquire with the production coordinator.

Sound

- Console : Digico S31
- Network : Dante
- AV Surround Preamp: B&K REF70
- Distribution :
 - Audience : 5.1 (left, right, centre, surround, bass)
 - 2 arrays of 6x EAW RSX208 + 2 RSX12 subs (1 array per side, suspended in front of the proscenium arch)
 - 3 x on edge of stage as front fills for the first rows (optional)
 - Stage : 4 x EAW RSX89 – Suspended side fill monitors (2 per side)
- Media Player : Tascam CD400U (DC, SD, USB, FM Radio, Bluetooth)
- Wide variety of mics and stands, Direct Boxes, XLR cables

Permanent Lighting

- Lighting Console: Grand MA 3
- DMX network :
 - Universe 1 : Cat6 Ethernet – SACN – All dimmers
 - Universe 3 : XLR5 – Elation LED PARs
- Permanent Lighting Equipment
 - 22 x ETC Source 4 Zoom 15-30 – 750w (FOH)
 - 12 x ETC Source 4 Zoom 25-50 – 750w (FOH)
 - 6 x ETC Source 4 PARnel – 750w (LX 1 – pipe #2)
 - 14 x ETC Source 4 PAR Wide – 750w (LX 2 / pipe #5 + LX 3 / pipe #10)
 - 15 x ETC Source 4 - 50 degrees + beak-up gobo – 750w (distributed on LX 1-2-3)
 - 60 x LEE Colortran 213-165 - 40 degrees 1 kW (Booms + tips)
 - 6 x Strand Ianiro 4 circuits 1.5 kW (cyc backlighting)
 - Follow spots: 2 x Lycian “Midget” (575W HMI) - Position : Balcony
- 2 x Radiance Haze machines
- Colour filters: Limited variety of Roscolux and LEE Color filters available
- Limited selection of B Size Gobos

Video Projection

- DLP projector: Panasonic PT-RZ970BU 10K Lumen WUXGA - permanent FOH installation in tech booth
- Lens: Standard – Throw Ratio: 1.70 – 2.40, f/1.7 – 1.9
- B&K 5.1 surround preamp
- Sony Blu-ray player
- Tascam DVD player
- Projection screen: 13.10m (43') W x 5.48m (18') H
- Distance of screen from projection booth window: 23.16m (76')
- Width, play of adjustable masking: 7.19m (23' 7") to 12.19m (40')
- Height of lower rigid masking, from floor to bottom of the screen: 0.71m (2' 4")
- Height of projection surface: 5.10m (16' 9")
- Also able to project on the straight Cyclorama

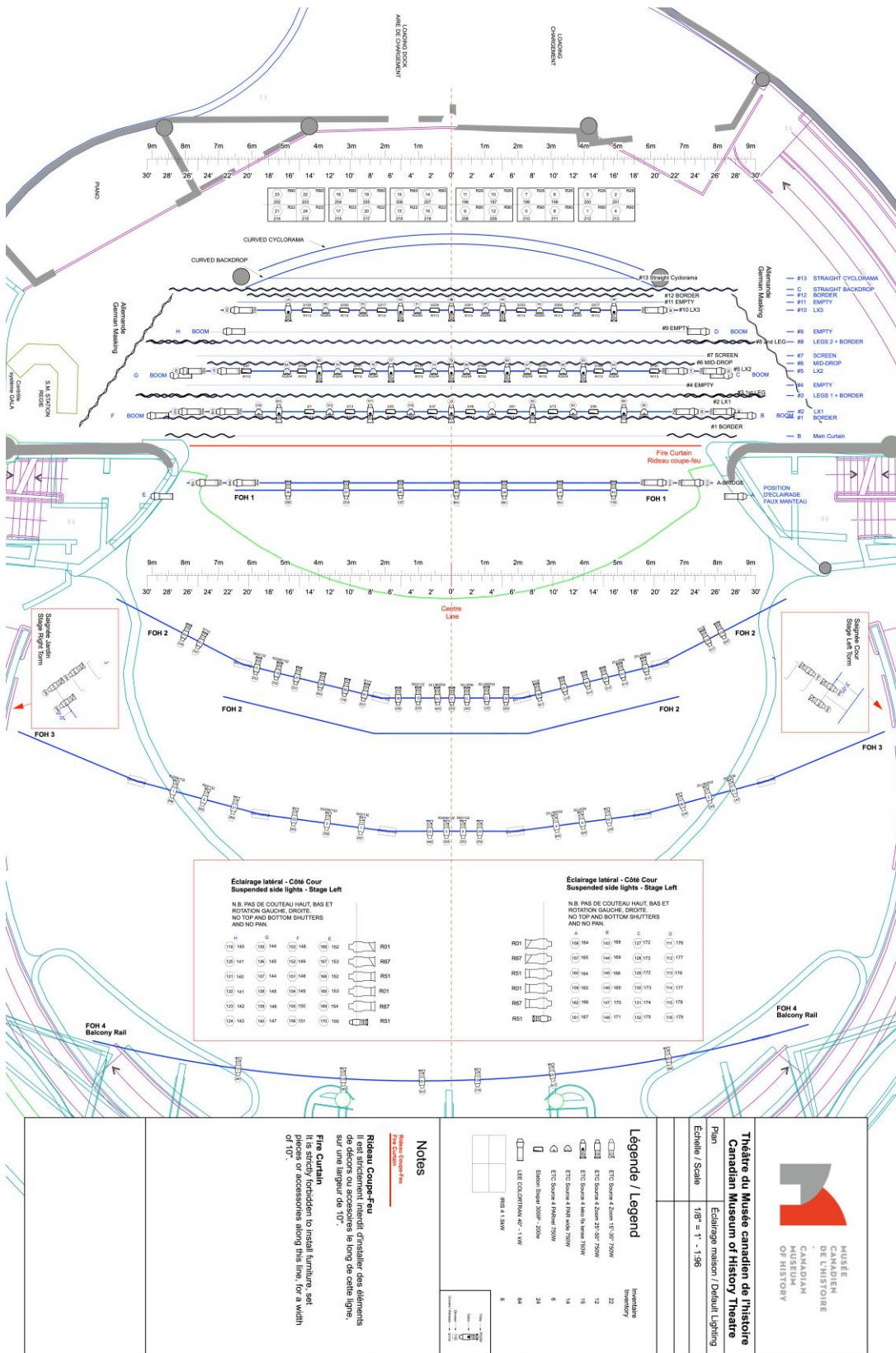
Communications System

- Full Com system available – Wired (*Clear-Com* ©) or wireless (*Pliant* ©)
- Fees applicable to the use of wireless units

Other available items

- Small wooden lecterns with microphone – ***Sound-Craft - The Club - LC_CS Solid Wood Front***
- Large wooden lecterns with microphone – ***Sound-Craft - The Keynote – LE_SB Standard Base***
- Grand Piano : ***Steinway Concert Grand*** - 9'

Lighting Hang Layout



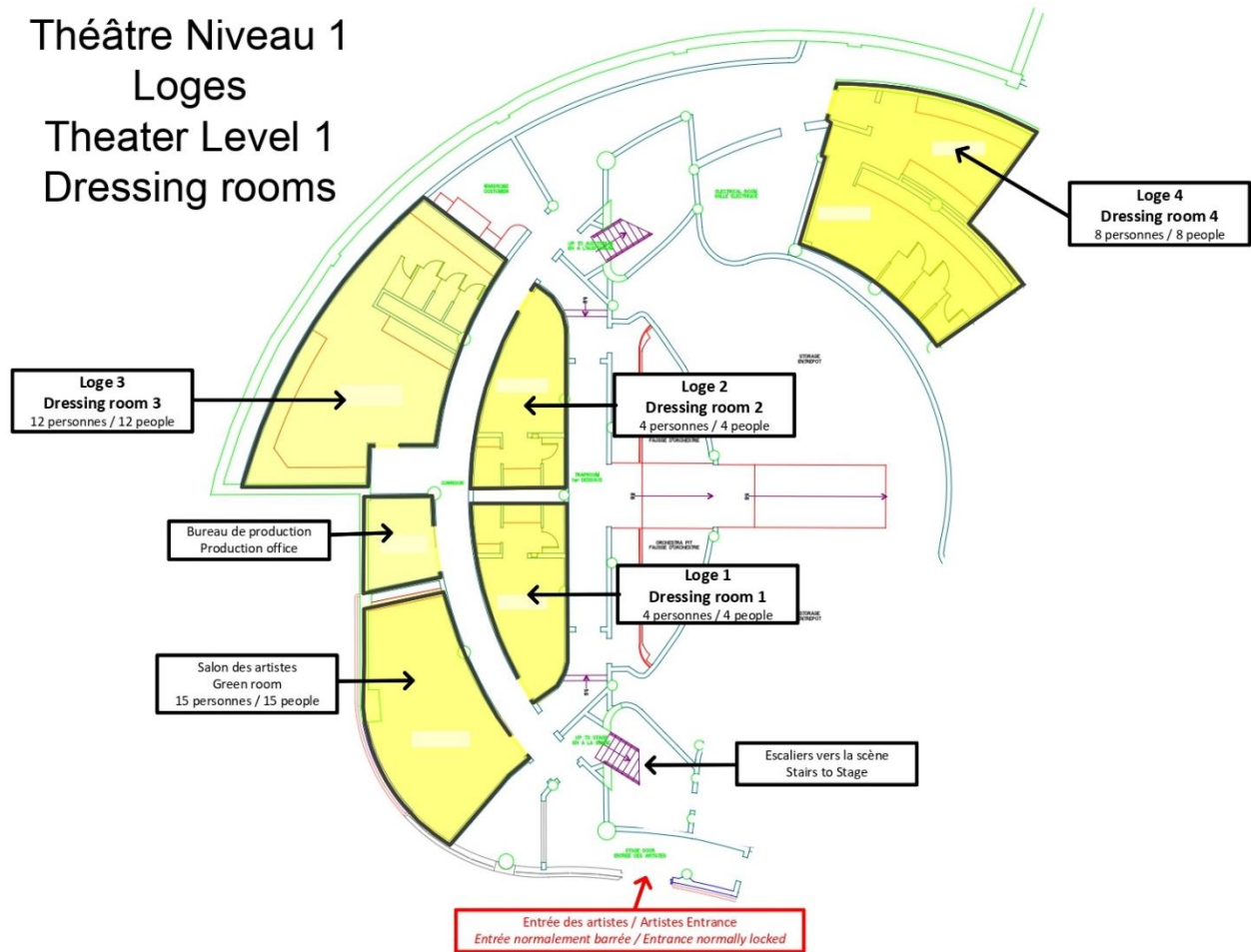
Floor Plans

Théâtre Niveau 1

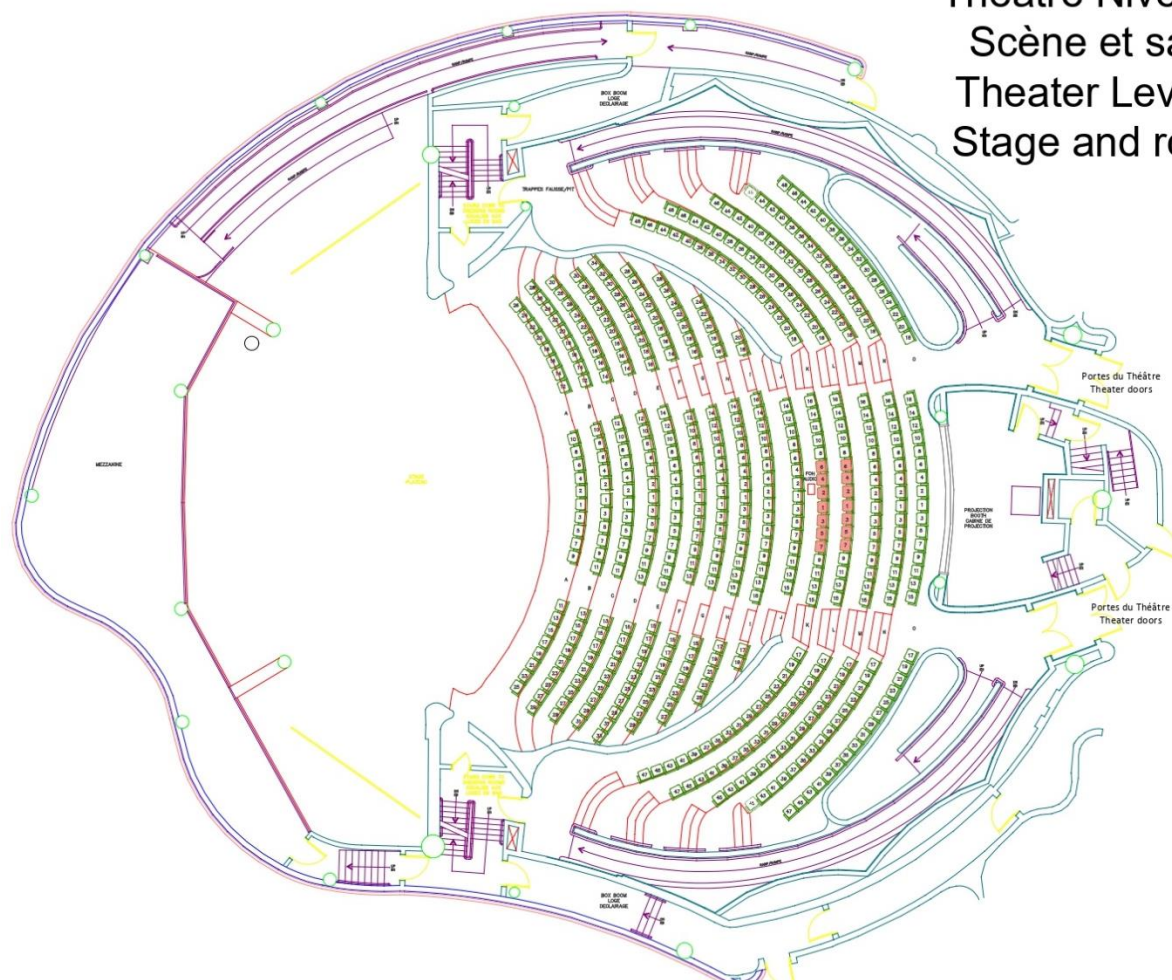
Loges

Theater Level 1

Dressing rooms

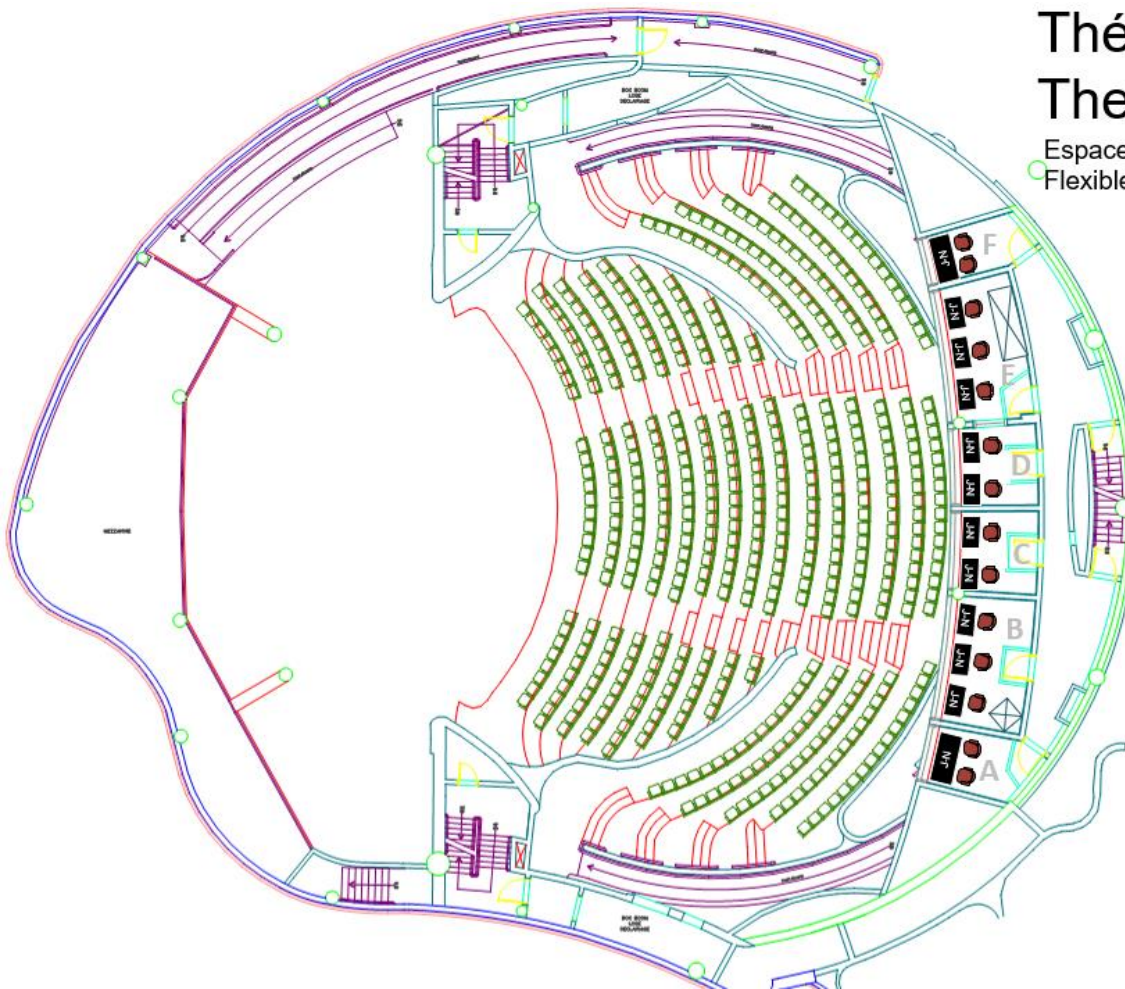


Théâtre Niveau 3 Scène et salle Theater Level 3 Stage and room



Théâtre Niveau 4 Theater Level 4

Espaces de travail flexibles -
Flexible workspaces



Dimensions

A :	11' x 7'5"
B :	9'4" x 15'6"
C :	9'9" x 10'
D :	9'9" x 9'9"
E :	5'8" x 17'3"
F :	9'9" x 6'3"

Site Map



SITE MAP

